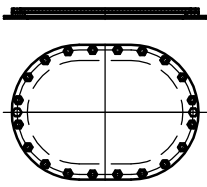
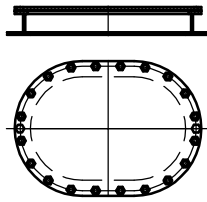


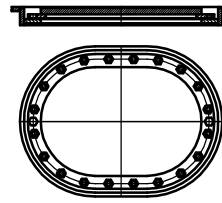
Shape A
flat



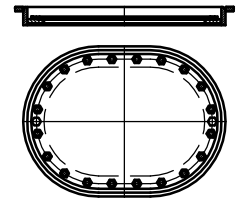
Shape B
with coaming



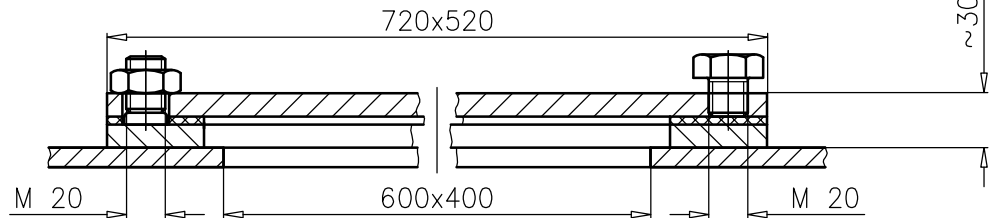
Shape C
recessed
heavy execution



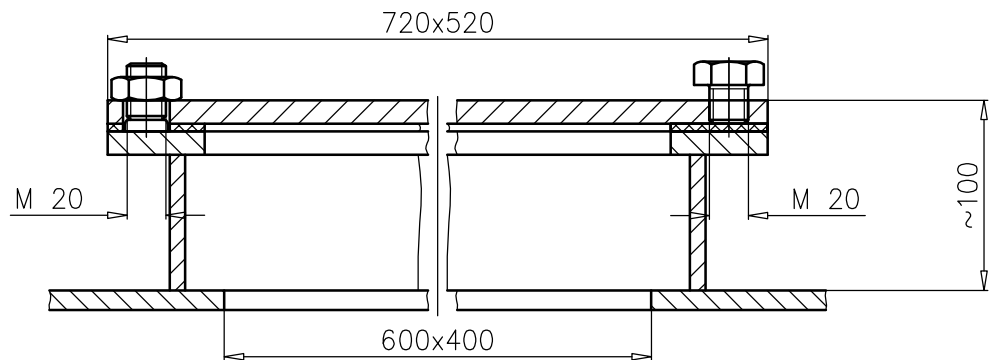
Shape D
recessed
light execution



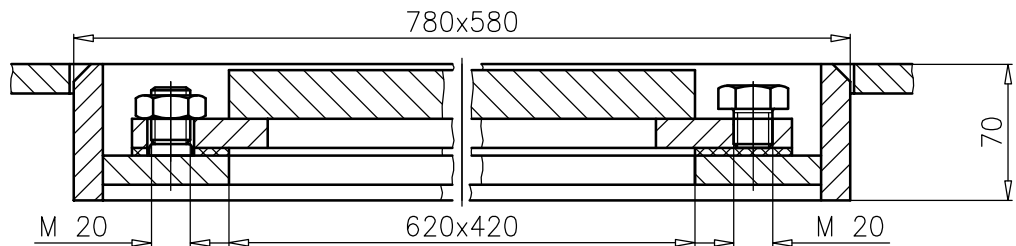
Shape A



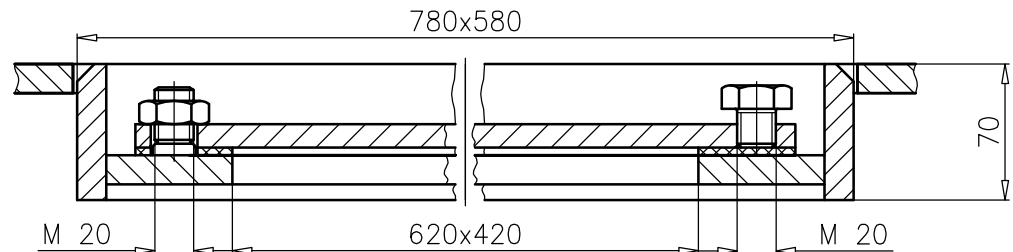
Shape B



Shape C



Shape D



Description of manhole cover shape D for pressure step 1 and size 600x400:

Manhole cover DIN 83402 – D1 – 600x400

Shape	A		B		C	D	
Pressure step	1	3	1	3	3	1	3
Max. pressure bar	0 – 1,1	0 – 3	0 – 1,1	0 – 3	0 – 3	0 – 1,1	0 – 3
Weight kg/piece ≈	29	41	37	49	94	53	65
Thickness of cover t	7	12	7	12	25	7	12

gepr.:

H. A. Schröder
GmbH & Co. KG
Schiffdorf-Wehden

Manhole covers
Size 600x400

M. Dat. 03.05.2002

DIV 112/A4/01